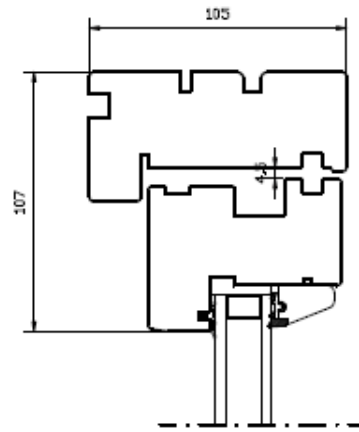
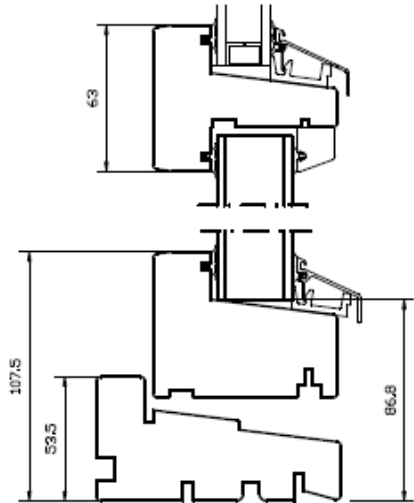


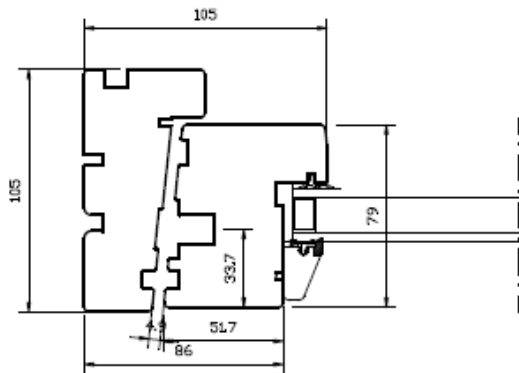
*Outward Opening Balcony Door
Panel & Height Optional*



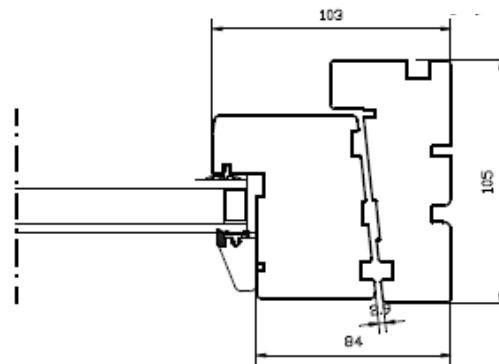
A. Head Section



*C. Sill Section
(Low Level Threshold Option)*



B. Side Section



Drawings representative of standard products. For general illustration purposes only. Variations may occur depending on exact specifications.

High Performance Timber Windows and Doors

- Uncompromising product quality
- Built to your specification
- Energy efficient to Passive House standard
- U-values as low as 0.7 W/m²K
- Up to 30 Year Product Warranty
- Premium sustainable timber
- Pressure treated & laminated for durability
- Finger-jointed for added strength
- Delivery in 4 to 6 weeks
- Professional installation service available

Need a quote? Contact us today or visit our website.